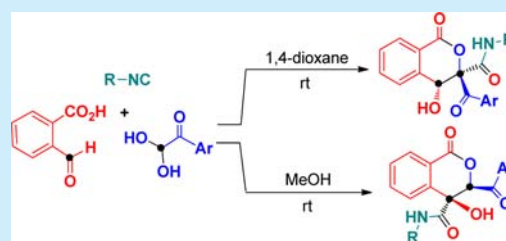


## Synthesis of Isocoumarins with Different Substituted Patterns via Passerini–Aldol Sequence

Guan-Hua Ma,<sup>†</sup> Bo Jiang,\*<sup>†</sup> Xing-Jun Tu,<sup>†</sup> Yi Ning,<sup>†</sup> Shu-Jiang Tu,\*<sup>†</sup> and Guigen Li<sup>‡,§</sup><sup>†</sup>School of Chemistry and Chemical Engineering, and Jiangsu Key Laboratory of Green Synthetic Chemistry for Functional Materials, Jiangsu Normal University, Xuzhou, 221116 Jiangsu P. R. China; and<sup>‡</sup>Institute of Chemistry and Biomedical Sciences, Nanjing University, Nanjing 210093, P. R. China; and<sup>§</sup>Department of Chemistry and Biochemistry, Texas Tech University, Lubbock, Texas 79409-1061, United States

## S Supporting Information

**ABSTRACT:** An efficient combination between the Passerini three-component reaction and aldol condensation has been developed for the synthesis of bicyclic isocoumarins with different substituted patterns via solvent-dependent domino pathways. These two operationally friendly methods simultaneously install C–O and C–C bonds in a one-pot manner, allowing the utilization of low-cost and readily accessible 2-formylbenzoic acid, isocyanides, and arylglyoxals. Mechanisms of formation of different substituted isocoumarin derivatives are also proposed.



Functional isocoumarins, due to their unique and intriguing chemical and medicinal properties, have been widely applied in organic and medicinal research over the past decades.<sup>1,2</sup> As important structural motifs, 3,4-dihydroisocoumarins were omnipresent in many natural products, in which hydrangenol<sup>3</sup> (Figure 1, type I), fusarentin<sup>4</sup> (Figure 1, type II),

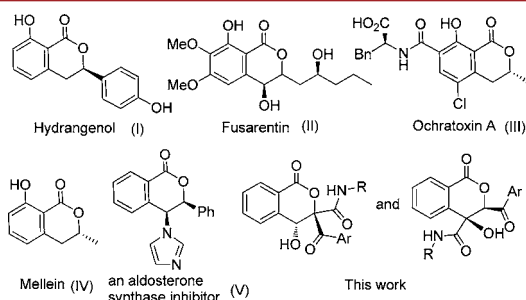


Figure 1. Biologically important 3,4-dihydroisocoumarins.

ochrotoxin A<sup>5</sup> (Figure 1, type III), and mellein<sup>6</sup> (Figure 1, type IV) are most representative. Of particular interest, synthetic 3,4-dihydroisocoumarins have also become attractive targets for chemists as they were found to possess a wide spectrum of biological activities and constitute a great number of important pharmaceuticals.<sup>7</sup> Among them, significantly useful imidazol-1-yl substituted 3,4-dihydroisocoumarin has acted as an aldosterone synthase inhibitor<sup>8</sup> (Figure 1, type V). Therefore, significant efforts have been devoted to powerful and reliable access to isocoumarin derivatives. Their metal-catalyzed variants have taken a pivotal position, and a variety of transition-metal species including rhodium,<sup>9</sup> palladium,<sup>10</sup> ruthenium,<sup>11</sup> and copper,<sup>12</sup> have been utilized in isocoumarin syntheses. Despite these useful isocoumarin syntheses, an

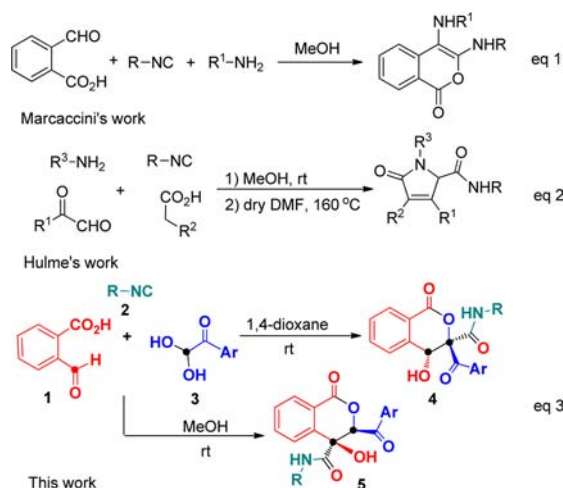
exploration of a metal-free synthetic strategy for the direct construction of an isocoumarin skeleton and its multifunctionalization would be highly favorable.

Isocyanide-based multicomponent reactions (IMCRs) have emerged as a powerful tool in organic and medical chemistry, allowing the formation of complex molecular architectures from low-cost and readily accessible precursors in a convergent manner.<sup>13</sup> Due to their atom economy, bond-forming efficiency, functional group tolerance, and high levels of selectivity, IMCRs have become a special and interesting research topic, enabling their rapid development over the past several decades.<sup>14</sup> Recently, Marcaccini and co-workers reported an Ugi reaction of 2-formylbenzoic acid and aromatic amine with isocyanides affording 1*H*-isochromen-1-ones (isocoumarins) (Scheme 1, eq 1).<sup>15</sup> Hulme and co-workers combined an Ugi four-component reaction with aldol condensation to synthesize pyrrolinones from accessible glyoxaldehydes, isonitriles, carboxylic acids, and amines (Scheme 1, eq 2).<sup>16</sup> Inspired by these reactions and our recent findings on the applicability of multicomponent reactions of arylglyoxals,<sup>17</sup> we envisioned that a domino strategy encompassing a Passerini reaction and an aldol condensation could pave the way to the collection of isocoumarin derivatives. Here, we report a novel and challenging three-component annulation of 2-formylbenzoic acid **1** and isocyanides **2** with arylglyoxals **3**, providing straightforward domino accesses to isocoumarins with different substituted patterns **4** and **5** by solvent-dependent Passerini–Aldol sequence (Scheme 1, eq 3). The present method would enable direct C–C formation between two electrophilic sites of both 2-formylbenzoic acid and arylglyoxal monohydrates without the use of any carbene

Received: July 13, 2014

Published: August 20, 2014

Scheme 1. Synthesis of Compounds 3



catalysts, thus allowing efficient generation of functionalized isocoumarins by continuous Passerini–Aldol sequence in a one-pot fashion.

Our initial studies focused on optimizing the reaction conditions by treatment with 2-formylbenzoic acid (**1**), *tert*-butyl isocyanide (**2a**), and 1-(4-bromophenyl)-2,2-dihydroxyethanone (**3a**). The results are listed in Table 1. The three-

Table 1. Optimization for the Synthesis of **4** and **5**

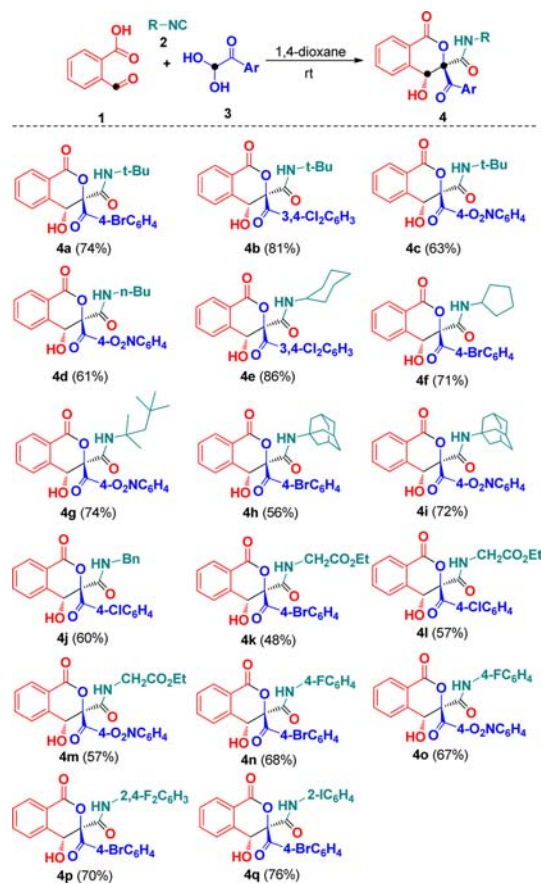
entry	solvent	<i>t</i> (°C)	time/h	( <b>4a</b> / <b>5a</b> ) yield (%) <sup>a</sup>
1	MeOH	rt	24	33/41
2	EtOH	rt	24	62/19
3	DMF	rt	24	trace/trace
4	DCE	rt	24	57/13
5	CH <sub>3</sub> CN	rt	24	48/23
6	toluene	rt	24	72/<5
7	THF	rt	24	62/10
8	1,4-dioxane	rt	24	74/<5
9	MeOH	60	1	39/34
10	1,4-dioxane	60	1	68/<5

<sup>a</sup>Isolated yield.

component reaction of **1** with **2a** and **3a** was carried out in MeOH at room temperature for 24 h, and the expected functionalized isocoumarin **4a** was afforded in 33% chemical yield. Interestingly, another different substituted isocoumarin product **5a** with 41% yield was unexpectedly obtained in this reaction system after flash column chromatography. Enticed by the potential of these results, the identical reactions were further investigated in different solvents such as EtOH, *N,N*-dimethylformamide (DMF), 1,2-dichloroethane (DCE), CH<sub>3</sub>CN, toluene, tetrahydrofuran (THF), and 1,4-dioxane. Experimental results showed that the solvent has significant influence on the reaction selectivity. For example, no product **4a** or **5a** was produced using DMF as a solvent. The increase in yield of **4a** and the decrease in yield of **5a** were observed when EtOH, DCE, CH<sub>3</sub>CN, toluene, and THF were employed as reaction media. 1,4-Dioxane gave the highest yield of **4a** (74%),

accompanied by very poor yield of **5a** (<5%). Raising the reaction temperature to 60 °C failed to improve the reaction yield of **4a** and **5a**. Therefore, we decided to conduct the subsequent reactions in 1,4-dioxane and MeOH at room temperature to construct products **4a** and **5a**, respectively.

With the optimal conditions established above, (Table 1, entry 8), the substrate scope of the synthesis was then explored. Results in Scheme 2 clearly revealed that all reactions worked

Scheme 2. Domino Synthesis of Isocoumarins **4**

<sup>a</sup>Isolated yield.

well to afford the expected isocoumarins **4** with moderate to good yields. First, the use of various arylglyoxals was investigated in the reaction with **1** and **2a**. The arylglyoxals carrying electron-withdrawing groups could be smoothly converted to the desired isocoumarin products **4a–c**. However, the coupling of arylglyoxals containing electron-donating methoxy and methyl groups did not afford isocoumarins **4**. Next, we systematically varied the substituents of the isocyanides and employed these derivatives to the treatment with **1** and diverse arylglyoxals **3**. A variety of functional groups in substituted isocyanides, such as *n*-butyl, cyclohexyl, cyclopentyl, 1,1,3,3-tetramethylbutyl, adamantanyl, and benzyl groups, were well tolerated to give the corresponding isocoumarins **4** with good yields. To probe the feasibility of the reaction, ethyl isocyanoacetate was employed as a potential component, participating in current Passerini–Aldol reaction successfully. Similarly, aryl isocyanides were also smoothly transformed into the desired isocoumarins **4n–q** with 67–76% yields. Although isocoumarins **4** were fully characterized by

their NMR spectroscopy and HRMS, their structures were determined by X-ray diffraction of compound **4a** (Figure 2).

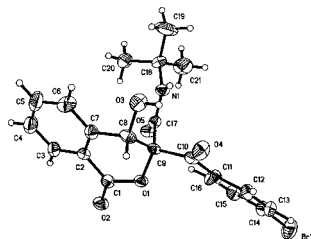
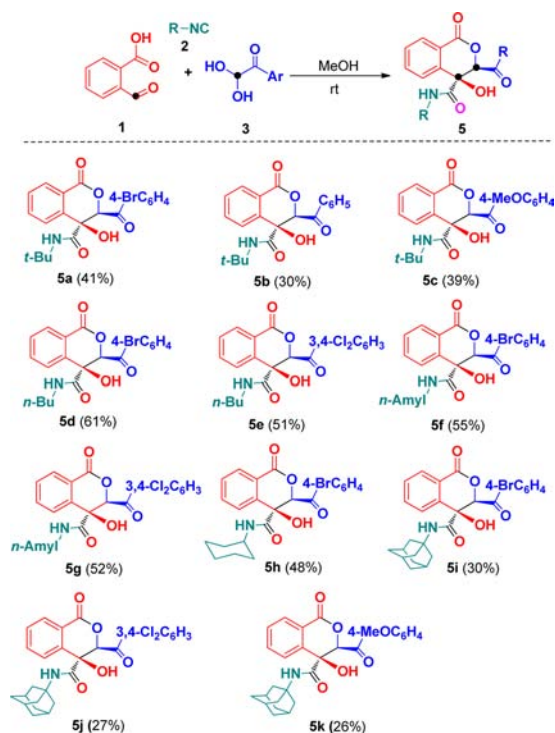


Figure 2. ORTEP drawing of **4a**.

After successfully synthesizing isocoumarins **4**, we turned our attention to evaluate the formation of isocoumarins **5** under optimal conditions (Table 1, entry 1). It was found that the substituents on the arylglyoxals had slight influence on the yields of products **5** (Scheme 3). Generally, the arylglyoxals

### Scheme 3. Domino Synthesis of Isocoumarins **5**



<sup>a</sup>Isolated yield.

bearing electron-withdrawing groups such as bromo and chloro groups showed higher reactivity and gave higher yields in comparison to those containing electron-neutral or electron-donating groups like the methoxyl group. As we expected, a set of diverse substituted isocyanides, such as *tert*-butyl-, *n*-butyl-, cyclohexyl-, *n*-amyl-, and adamantanyl isocyanides, were well incorporated in these current domino reactions. In general, these domino reactions give new examples for synthesizing richly decorated isocoumarins, which are widespread structural cores in a large number of bioactive compounds. The structure of **5i** was unambiguously confirmed by X-ray diffraction analysis (Figure 3).

We believed that the reaction mechanism is a special case of a multicomponent domino reaction involving a Passerini reaction

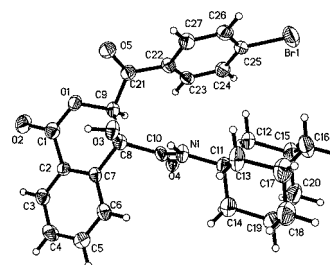
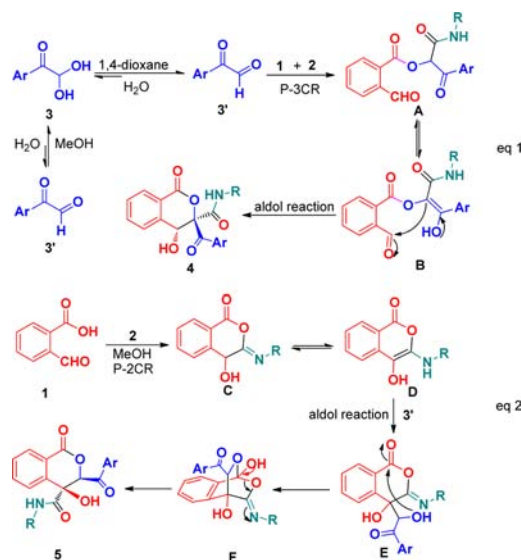


Figure 3. ORTEP Drawing of **5i**.

and aldol condensation. On the basis of literature reports and our experimental results, reasonable mechanisms for two different domino reactions are postulated in Scheme 4. The

### Scheme 4. Mechanism Hypothesis for Forming **4** and **5**



reason for the discrimination between **1** to **A** and **1** to **C** may depend on the solvent used. In dioxane, arylglyoxals **3** are readily converted into the corresponding aldehyde form in the presence of acid, whereas **3** mostly exists as hydrate form in MeOH. Therefore, the former undergoes an initial Passerini three-component reaction (P-3CR) of **1**, **2**, and **3'**,<sup>18</sup> followed by tautomerization and aldol condensation to yield isocoumarins **4** (Scheme 4, eq 1). Similar to the former reaction, the latter involves a Passerini two-component reaction (P-2CR) of **1** and **2**, providing intermediate **D**. The aldol condensation between intermediate **D** and **3'** gives intermediate **E**, which undergoes intramolecular nucleophilic addition and subsequent ring-opening of intermediate **F** to form final isocoumarins **5** (Scheme 4, eq 2).

In conclusion, we have demonstrated the sequential combination of the Passerini three-component reaction with aldol condensation from low-cost and readily accessible arylglyoxals and isocyanides with 2-formylbenzoic acid. Two straightforward and operationally friendly methods enable selective accesses to isocoumarins with different substituted patterns by varying reaction solvents. These reactions also feature wide substrate scope, reliable scalability, and flexibility of structural modification as well as mild reaction conditions, making these strategies highly attractive. Further investigations on exploring the mechanism of these transformations and evaluating their biological activity are in progress.



## ■ ASSOCIATED CONTENT

## ■ Supporting Information

Experimental procedures and spectroscopic data for all new compounds **4a–4q**, **5a–5k**, and X-ray crystal data (CIF) for **4a**, **5i**. This material is available free of charge via the Internet at <http://pubs.acs.org>.

## ■ AUTHOR INFORMATION

## Corresponding Authors

\*jiangchem@jsnu.edu.cn

\*laotou@jsnu.edu.cn

## Notes

The authors declare no competing financial interest.

## ■ ACKNOWLEDGMENTS

We are grateful for financial support from the NSFC (Nos. 21332005, 21232004, 21272095, and 21102124), PAPD of Jiangsu Higher Education Institutions, Jiangsu Science and Technology Support Program (No. BE2011045), the Qing Lan Project (12QLG006), Robert A. Welch Foundation (D-1361, U.S.A.), and NIH (R33DA031860, U.S.A.).

## ■ REFERENCES

- (1) (a) Lehmann, F.; Currier, E. A.; Olsson, R.; Ma, J.-N.; Burstein, E. S.; Hackell, U.; Luthman, K. *Bioorg. Med. Chem.* **2010**, *18*, 4844. (b) Paraschos, S.; Magiatis, P.; Kalpoutzakis, E.; Harvala, C.; Skaltsounis, A.-L. *J. Nat. Prod.* **2001**, *64*, 1585. (c) Saeed, A. J. *Asian Nat. Prod. Res.* **2006**, *8*, 417. (d) Zhang, H.; Matsuda, H.; Kumahara, A.; Ito, Y.; Nakamura, S.; Yoshikawa, M. *Bioorg. Med. Chem. Lett.* **2007**, *17*, 4972. (e) Li, Y.; Plitzko, I.; Zaugg, J.; Hering, S.; Hambuger, M. *J. Nat. Prod.* **2010**, *73*, 768. (f) Haritakun, R.; Sappan, M.; Suvannakad, R.; Tasanathai, K.; Isaka, M. *J. Nat. Prod.* **2010**, *73*, 75. (g) Xu, L.; He, Z.; Xue, J.; Chen, X.; Wei, X. *J. Nat. Prod.* **2010**, *73*, 885.
- (2) (a) Yoshikawa, M.; Harada, E.; Naitoh, Y.; Inoue, K.; Matsuda, H.; Shimoda, H.; Yamahara, J.; Murakami, N. *Chem. Pharm. Bull.* **1994**, *42*, 2225. (b) Weigle, M.; Czajkowski, R.; Blount, J. F.; De Bernardo, S.; Teng, J. P.; Leimgruber, W. *J. Org. Chem.* **1976**, *41*, 390. (c) Weigle, M.; Blount, J. F.; Teng, J. P.; Czajkowski, R. C.; Leimgruber, W. *J. Am. Chem. Soc.* **1972**, *94*, 4052. (d) Devienne, K. F.; Calgaro-Helena, A. F.; Dorta, D. J.; Prado, I. M. R.; Raddi, M. S. G.; Vilegas, W.; Uyemura, S. A.; Santos, A. C.; Curti, C. *Phytochemistry* **2007**, *68*, 1075. (e) Engelmeier, D.; Hadacek, F.; Hofer, O.; Lutz-Kutschera, G.; Nagl, M.; Wurz, G.; Greger, H. *J. Nat. Prod.* **2004**, *67*, 19.
- (3) (a) Hashimoto, T.; Tori, M.; Asakawa, Y. *Phytochemistry* **1988**, *27*, 109. (b) Watanabe, M.; Sahara, M.; Kubo, M.; Furukawa, S.; Billedeau, R. J.; Snieckus, V. *J. Org. Chem.* **1984**, *49*, 742. (d) Yasuda, T.; Kayaba, S.; Takahashi, K.; Nakazawa, T.; Ohsawa, K. *J. Nat. Prod.* **2004**, *67*, 1604. (e) Mandal, S. K.; Roy, S. C. *Tetrahedron Lett.* **2007**, *48*, 4131. (f) Bader, A.; De Tommasi, N.; Cotugno, R.; Braca, A. *J. Nat. Prod.* **2011**, *74*, 1421.
- (4) (a) Trotter, T. N.; Albury, A. M. M.; Jennings, M. P. *J. Org. Chem.* **2012**, *77*, 7688. (b) Fang, B.; Xie, X.; Zhao, C.; Jing, P.; Li, H.; Wang, Z.; Gu, J.; She, X. *J. Org. Chem.* **2013**, *78*, 6338. (c) Dillon, M. P.; Simpson, T. J.; Sweeney, J. B. *Tetrahedron Lett.* **1992**, *33*, 7569. (d) Fujita, M.; Mori, K.; Shimogaki, M.; Sugimura, T. *Org. Lett.* **2012**, *14*, 1294. (e) Zhang, W.; Krohn, K.; Draeger, S.; Schulz, B. *J. Nat. Prod.* **2008**, *71*, 1078. (f) Tianpanich, K.; Prachya, S.; Wiyakrutta, S.; Mahidol, C.; Ruchirawat, S.; Kittakoop, P. *J. Nat. Prod.* **2011**, *74*, 79.
- (5) (a) van der Merwe, K. J.; Steyn, P. S.; Fourie, L.; Scott, D. B.; Theron, J. J. *Nature* **1965**, *205*, 1112. (b) de Jesus, A. E.; Steyn, P. S.; Vlegaar, R.; Wessels, P. L. *J. Chem. Soc., Perkin Trans. 1* **1980**, 52. (c) Gillman, I. G.; Yezek, J. M.; Manderville, R. A. *Chem. Commun.* **1998**, 647. (d) Dai, J.; Park, G.; Perry, J. L.; Il'ichev, Y. V.; Bow, D. A. J.; Pritchard, J. B.; Faucet, V.; Pfohl-Leszkowicz, A.; Manderville, R. A.; Simon, J. D. *Acc. Chem. Res.* **2004**, *37*, 874. (d) Bouisseau, A.; Roland, A.; Reillon, F.; Schneider, R.; Cavelier, F. *Org. Lett.* **2013**, *15*, 3888.
- (6) Georgiev, M. I.; Ali, K.; Alipieva, K.; Verpoorte, R.; Choi, Y. H. *Phytochemistry* **2011**, *72*, 2045. (b) Alipieva, K. I.; Orhan, I. E.; Cankaya, I. I. T.; Kostadinova, E. P.; Georgiev, M. I. *Phytochem. Rev.* **2014**, *13*, 417.
- (7) (a) Endringer, D. C.; Guimaraes, K. G.; Kondratyuk, T. P.; Pezzuto, J. M.; Braga, F. C. *J. Nat. Prod.* **2008**, *71*, 1082. (b) Hobson, S. J.; Parkin, A.; Marquez, R. *Org. Lett.* **2008**, *10*, 2813. (c) Yang, J. X.; Chen, Y.; Huang, C.; Shu, Z.; Lin, Y. *Chem. Nat. Compd.* **2011**, *47*, 13. (d) Egan, B. A.; Paradowski, M.; Thomas, L. H.; Marquez, R. *Org. Lett.* **2011**, *13*, 2086. (e) Dey, D.; Neogi, P.; Sen, A.; Sharma, S. D.; Nag, B. Patent WO/02/30888 A2, 2002.
- (8) Adams, C.; Papillon, J.; Ksander, G. M. Patent WO/2007/117982, 2007.
- (9) (a) Shimizu, M.; Hirano, K.; Satoh, T.; Miura, M. *J. Org. Chem.* **2009**, *74*, 3478. (b) Ueura, T.; Satoh, T.; Miura, M. *Org. Lett.* **2007**, *9*, 1407. (c) Ueura, K.; Satoh, T.; Miura, M. *J. Org. Chem.* **2007**, *72*, 5362.
- (10) (a) Zhao, P.; Chen, D.; Song, G.; Han, K.; Li, X. *J. Org. Chem.* **2012**, *77*, 1579. (b) Zeni, G.; Larock, R. C. *Chem. Rev.* **2004**, *104*, 2285. (c) Larock, R. C.; Doty, M. J.; Han, X. *J. Org. Chem.* **1999**, *64*, 8770. (d) Larock, R. C.; Yum, E. K.; Doty, M. J.; Sham, K. K. C. *J. Org. Chem.* **1995**, *60*, 3270.
- (11) (a) Chinnagolla, R. K.; Jeganmohan, M. *Chem. Commun.* **2012**, 2030. (b) Ackermann, L.; Pospesch, J.; Graczyk, K.; Rauch, K. *Org. Lett.* **2012**, *14*, 930.
- (12) (a) Guo, X.-X. *J. Org. Chem.* **2013**, *78*, 1660. (b) Kavala, V.; Wang, C.-C.; Barange, D. K.; Kuo, C.-W.; Lei, P.-M.; Yao, C.-F. *J. Org. Chem.* **2012**, *77*, 5022.
- (13) (a) *Isocyanide Chemistry*; Nenajdenko, V. G., Ed.; Wiley-VCH: Weinheim, Germany, 2012. (b) *Multicomponent Reactions*; Zhu, J.; Bienaymé, H., Eds.; Wiley-VCH: Weinheim, Germany, 2005.
- (14) (a) Vlaar, T.; Ruijter, E.; Maes, B. U. W.; Orru, R. V. A. *Angew. Chem., Int. Ed.* **2013**, *52*, 7084. (b) Doemling, A. *Chem. Rev.* **2006**, *106*, 17. (c) Soeta, T.; Matsuzaki, S.; Ukaji, Y. *Chem.—Eur. J.* **2014**, *20*, 5007. (d) Akbarzadeh, R.; Amanpour, T.; Khavasi, H. R.; Bazgir, A. *Tetrahedron* **2014**, *70*, 169. (e) Wang, X.; Xu, X.-P.; Wang, S.-Y.; Zhou, W.; Ji, S.-J. *Org. Lett.* **2013**, *15*, 4246. (f) Wen, L.-R.; Lan, M.-C.; Yuan, W.-K.; Li, M. *Org. Biomol. Chem.* **2014**, *12*, 4628. (g) Li, M.; Lv, X.-L.; Wen, L.-R.; Hu, Z.-Q. *Org. Lett.* **2013**, *15*, 1262. (h) Su, S.; Li, C.; Jia, X.; Li, J. *Chem.—Eur. J.* **2014**, *20*, 5905.
- (15) Faggi, C.; Garcia-Valverde, M.; Marcaccini, S.; Menchi, G. *Org. Lett.* **2010**, *12*, 788.
- (16) Xu, Z.; De Moliner, F.; Cappelli, A. P.; Hulme, C. *Org. Lett.* **2013**, *15*, 2738.
- (17) (a) Jiang, B.; Ye, Q.; Fan, W.; Wang, S.-L.; Tu, S.-J.; Li, G. *Chem. Commun.* **2014**, 6108. (b) Jiang, B.; Fan, W.; Sun, M.-Y.; Ye, Q.; Wang, S.-L.; Tu, S.-J.; Li, G. *J. Org. Chem.* **2014**, *79*, 5258. (c) Fan, W.; Ye, Q.; Xu, H.-W.; Jiang, B.; Wang, S.-L.; Tu, S.-J. *Org. Lett.* **2013**, *15*, 2258. (d) Bossio, R.; Marcaccini, S.; Pepino, R.; Torroba, T. *Synthesis* **1993**, 783. (e) Marcaccini, S.; Pepino, R.; Marcos, C. F.; Polo, C.; Torroba, T. *J. Heterocycl. Chem.* **2000**, *37*, 1501. (f) Ayaz, M.; Dietrich, J.; Hulme, C. *Tetrahedron Lett.* **2011**, *38*, 4821. (g) Xu, Z.; De Moliner, F.; Cappelli, A. P.; Hulme, C. *Angew. Chem., Int. Ed.* **2012**, *51*, 8037. (h) Shaw, A. Y.; Denning, C. R.; Hulme, C. *Tetrahedron Lett.* **2012**, *53*, 4151.
- (18) (a) Jee, J.-A.; Spagnuolo, L. A.; Rudick, J. G. *Org. Lett.* **2012**, *14*, 3292. (b) Okandeji, B. O.; Sello, J. K. *J. Org. Chem.* **2009**, *74*, 5067. (c) Brioché, J.; Masson, G.; Zhu, J. *Org. Lett.* **2010**, *12*, 1432. (d) Wang, Q.; Zhu, J.; Wang, M.-X. In *Asymmetric Synthesis II*; Christmann, M.; Brase, S., Eds.; 2012; pp 95–101.